

More about the EWAS area members

Step 1 : acces to your member area

The screenshot shows the website interface for the European Wrist Arthroscopy Society. At the top, a blue banner contains the text "European Wrist Arthroscopy Society" and "Groupe Européen pour l'Arthroscopie du Poignet". Below the banner is a photograph of surgeons in an operating room. A red button labeled "Your FMC credits" is visible. A yellow "Members" icon is present. On the left side, there are several links: "strasbourg's course 2007)", "08", "Ph KOPYLOV.pdf", "CMC Arthritis: A Treatment", and "(FOR PROXIMAL POLE SCAPHOID 2007)". On the right side, there are two news items: "Two ways of looking at things Two bewi surgeons are puzzled! What is best ? (welcor 73 diaporamas Mathoulin - Garcia FESSH 2007 - - 12/12/2007" and "PROSPECTIVE STUDY : Comparison of Arthroscopic Cla (Nicolas Dreant). Are you interested to participate? Dear friends, dear colleagues, I would like to introduce a pros ... J Messina - 31/08/2007". At the bottom, a green oval highlights a yellow padlock icon labeled "Connection" and a yellow "News" icon. A mouse cursor is pointing at the "Connection" link.

Step 3 : your datas

 **Jean francois Pannas, Welcome in your personal area.**
This is where you can view and edit your personal informations.

GENERAL INFORMATIONS **CONTACT INFO** **SUBMITS** **LIBRARY**

CONTACTS INFOS



Name : Pannas Jean francois
Email : jfpannas@esens.fr
Organization : E-SENS - EWAS Technical Support
Adresse : Site technologique de Maricot Bordeaux Productic
33610 Cestas
France
Phone : 0557831070
Fax :
URL : <http://www.esens.fr>

La société E-SENS (installée à Bordeaux et Paris) réalise des sites internet dynamiques dédiés au monde médical, permettant de gérer un projet en totale autonomie.

E-SENS a réalisé : www.bifurc.net, www.hopitaldesenfants.net, www.nephronest.fr, www.icps.fr, www.hightech-cardio.org, www.institut-jacques-cartier.com (l'intranet), www.cohf.info,

Company E-SENS (installed in Bordeaux and Paris) carries out dynamic websites dedicated to the medical world, allowing to manage a project in total autonomy. E-SENS realized :

www.bifurc.net, www.hopitaldesenfants.net, www.nephronest.fr, www.icps.fr, www.hightech-cardio.org, www.institut-jacques-cartier.com (l'intranet), www.cohf.info,

Pour compléter votre compte

Update of your contacts infos

[Return to your Personal area](#)

CONTACT INFO

GENERAL INFORMATION

Name: Ponnas
First name: jean francois
Organization: E-SENS - EWAS Technical Support
Adresse: first author complete addresses for correspondence
Site technologique de Marticot
Bordeaux Productic
Postal code / City: 33610 Cestas
Country: France
Phone / Fax: 0557831070
Email: jiponnas@esens.fr
URL: http://www.esens.fr

display contact infos

Check this checkbox if you want visitors!

[Return to your Personal area](#)

Update of your contacts infos

CONTACT INFO

GENERAL INFORMATION

Comment



La société E-SENS (installée à Bordeaux et Paris) réalise des sites internet dynamiques dédiés au monde médical, permettant de gérer un projet en totale autonomie.

E-SENS a réalisé : www.bifurc.net, www.hopitaldesenfants.net, www.nephronest.fr, www.lcps.fr, www.hightech-cardio.org,
www.institut-jacques-carrier.com (l'intranet), www.cohf.info,

Step 3 : free information

Update of your contacts infos

Return to your Personal area

CONTACT INFO GENERAL INFORMATION

Comment



La société E-SENS (installée à Bordeaux et Paris) réalise des sites internet dynamiques dédiés au monde médical, permettant de gérer un projet en totale autonomie.

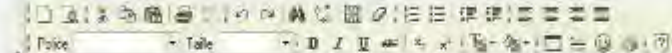
E-SENS a réalisé : www.bifurc.net, www.hopitaldesenfants.net, www.nephronest.fr, www.icps.fr, www.hightech-cardio.org, www.institut-jacques-carrier.com (Intranet), www.cohf.info,

You could used this area, to put informations as you like.

Here you can leave your picture

CONTACT INFO GENERAL INFORMATION

Comment



La société E-SENS (installée à Bordeaux et Paris) réalise des sites internet dynamiques dédiés au monde médical, permettant de gérer un projet en totale autonomie.

E-SENS a réalisé : www.bifurc.net, www.hopitaldesenfants.net, www.nephronest.fr, www.icps.fr, www.hightech-cardio.org, www.institut-jacques-carrier.com (Intranet), www.cohf.info,

Company E-SENS (installed in Bordeaux and Paris) carries out dynamic websites dedicated to the medical world, allowing to manage a project in total autonomy. E-SENS realized :

www.bifurc.net, www.hopitaldesenfants.net, www.nephronest.fr, www.icps.fr, www.hightech-cardio.org, www.institut-jacques-carrier.com (Intranet), www.cohf.info

There is 4801 words left

Pictures

The authorized formats are :
Pictures (GIF, JPEG, PNG, BMP)
maximum files size authorized : 200.00 ko

Remove Preview the image



actual image :
picture_un19_1910106.jpg
size of the image: 480x347 pixels

Remove the image

Step 4 : change your password (if you want)

 **Jean francois Pannas, Welcome in your personal area.**
This is where you can view and edit your personal informations.

GENERAL INFORMATIONS [CONTACT ME](#) [SUBMIT](#) [PROFILES](#)

Inscription: Jeudi 21 Decembre 2008 Dernier Accès: Mardi 13 Mai 2009

ACCESSES CODES / PROFILES

[Modifier vos accès codes / profile](#)

 [EWAS](#) [MEETING](#) [BULLETINS](#) [ANNOUNCEMENTS](#)

Membres GEAP - Christophe Mathoulin - members area

Friday, May 16, 2008 - (closing submission date : Wednesday, December 31, 2008)

PUBLICATIONS
[List of publications](#)
[Subject a publication](#)

Search :
 
[Advanced search](#)

Topics:
[- No topic](#)
[- Ewas articles](#)
[- Homepage](#)

MEMBERS AREA
[Home](#)
[Disconnection](#)

 **Update of your accesses codes**

[Return to your Personal area](#)

User* **jfpannas**

Password* 4 to 15 characters

Confirm*

Navigation in your member account

The screenshot shows a web interface for a member account. At the top, there is a navigation bar with links: EWAS, MEETING, BULLETINS, ANNOUNCEMENTS, and PRACTICAL COURSES. Below this is a header for 'Membres GEAP - Jean Francois Pannas - members area' with a date 'Friday, May 16, 2008' and a closing administration date. The main content area is titled 'Jean francois Pannas, Welcome in your personal area.' and includes a navigation menu with 'GENERAL INFORMATION', 'CONTACT INFO', 'SUBMITS', and 'LIBOPTSFAVS'. A sidebar on the left contains 'PUBLICATIONS' and 'MEMBERS AREA' sections. A statistics table is visible at the bottom.

PUBLICATIONS
[List of publications](#)
[Subject a publication](#)
Search :
[Advanced search](#)
Topics:
- [No topic](#)
- [Ewas articles](#)
- [Homepage](#)

MEMBERS AREA
[Home](#)
[Disconnection](#)

GENERAL INFORMATION | CONTACT INFO | SUBMITS | LIBOPTSFAVS

Inscription: Jeudi 21 Décembre 2006 **Dernier Accès:** Mardi 13 Mai 2008

ACCESSES CODES / PROFILES
[Modify your access codes / profile](#)

STATISTICS

TOOL	SUBMITS
tool slideshows	total : 10 submits 10 acceptées - 0 refusées

General access

Navigation in your account

What do you see in the member aera ?

- This logo means : pictures gallery



- This logo means : medical slides, PDF file, you need ACROBAT READER.

- This logo means : medical slides, you need Internet Explorer (6 or 7)

This logo means : medical slides, you need Internet Explorer (6 or 7)

EWAS **MEETING** **BULLETINS** **ANNOUNCEMENTS** **PRACTICAL COURSES**

Membres GEAP - Jean Francois Pannas - visualization of a study
Friday, May 16, 2008 - (closing administration date : Wednesday, December 31, 2008)

STUDIES
[List of studies](#)
[Subject a study](#)

Search :
[Advanced search](#)

Topics:
- [No topic](#)
- [FESSH](#)
- [Homepage](#)
- [STPI](#)
- [Strasbourg](#)

MEMBER'S AREA
[Home](#)
[Disconnection](#)

Technique of Complete Reconstruction of TFCC. (03/03/2008)
Topic : [Homepage](#) ★

← ↶ ↷ → zoom:

1 slides: •

[launch the presentation HTML](#)

Posted by A ATZEI


does this study interest you ? Contact us !
Verona (ITALIE)
✉ aatzei@alice.it

This file is your powerpoint slide

You can look at the slideshow in your browser Internet Explorer (6 or 7)

The image shows a screenshot of an Internet Explorer browser window. The address bar contains the URL "BIB 4 SL instability". The browser's toolbar includes icons for Back, Forward, Stop, Refresh, Home, Favorites, Protection du PC, Spaces, and Print. The main content area displays a presentation slide with the following text:

EUROPEAN WRIST ARTHROSCOPY SOCIETY



"1st Advanced Course"

Technique of Complete Reconstruction of TFCC

A. Atzei
*Hand Surgery Unit
Policlinico "G.B.Rossi" - Verona, Italy*

The left sidebar of the browser shows a table of contents for the presentation:

- 1 Technique of Complete Reconstruction of TFCC
- 2 TFCC
- 3 Anatomical & Biomechanical Studies on TFCC
- 4 TFCC: major stabilizer of DRUJ
- 5 TFCC: major stabilizer of DRUJ
- 6 TFCC: major stabilizer of DRUJ
- 7
- 8
- 9
- 10 ARTHROSCOPY: Golden Standard for Diagnosis of TFCC Tears
- 11 ARTHROSCOPY: Golden Standard for Diagnosis of TFCC Tears
- 12 ARTHROSCOPY of 1-B TFCC Tears
- RADIO CARPAL EXPLORATION
- 13 ARTHROSCOPY of 1-B TFCC Tears
- RADIO CARPAL EXPLORATION

The bottom status bar of the browser shows "Plan", "Diapositive 1 sur 57", "Diaporama", and "Internet" with a 100% zoom level.


You can also see a presentation with ACROBAT READER



**Arthroscopic Excision of
Dorsal & Volar Ganglion of
Wrist**


D. H. Yanni
Consultant Orthopaedic
and Hand Surgeon.

Hand & Upper Limb Clinic
Princess Royal University Hospital
United Kingdom

Two photographs of a modern hospital building with large windows and a blue sky. The top photo is smaller and shows a closer view of the building's facade. The bottom photo is larger and shows a wider view of the building.

slide 1

Download
file here

 [1 Arthroscopic Ganglion Excision2.pdf](#)
9.85 Mo

download estimated time :
- connection 56.6 kb/s (RTC) : 24mn0s
- connection 256 kb/s (ADSL) : 5mn15s
- connection 512 kb/s (ADSL) : 2mn37s

What do you need like software ?

- we need Internet Explorer 6 or 7.
 - Always present on PC/microsoft
- we need ACROBAT READER (www.adobe.com)
 - More easy with an Apple computer

To navigate into the member area

The screenshot shows a website with a top navigation bar containing links for EWAS, MEETING, BULLETINS, ANNOUNCEMENTS, and PRACTICAL COURSES. Below this is a banner with silhouettes of hands. A blue bar contains the text "es GEAP - Jean Francois Pannas - visualization of a study" and "May 16, 2008 - (closing administration date : Wednesday, December 31, 2008)".

An orange arrow points to the "STUDIES" link in a left sidebar menu, which also includes "List of studies" and "Subject a study". Below the menu is a search box and a "MEMBERS AREA" section with links for "Home" and "Disconnection".

The main content area displays the title "Technique of Complete Reconstruction of TFCC. (03/03/2008)" and the topic "Homepage". It features a presentation viewer with navigation arrows, a zoom control, and a "launch the presentation HTML" button. Below the viewer, it says "Posted by A ATZEI" and includes a contact box with a photo of a building, the text "does this study interest you ? Contact us !", and the contact information "Verona (ITALIE)" and "✉ aatzei@alice.it".

Click here

EWAS MEETING BULLETINS ANNOUNCEMENTS PRACTICAL COURSES

es GEAP - Jean Francois Pannas - visualization of a study

May 16, 2008 - (closing administration date : Wednesday, December 31, 2008)

STUDIES

List of studies

Subject a study

Search :

Advanced search

Topics:

- No topic
- FESSH
- Homepage
- STPI
- Strasbourg

MEMBERS AREA

Home
Disconnection

Technique of Complete Reconstruction of TFCC. (03/03/2008)

Topic : [Homepage](#)



zoom:



1 slides :



[launch the presentation HTML](#)

Posted by A ATZEI



does this study interest you ? Contact us !

Verona (ITALIE)
✉ aatzei@alice.it

To navigate into the member area

The screenshot shows a web browser window displaying the EWAS website. The browser's address bar shows two tabs for "EWAS : European Wrist Arth...". The website's navigation menu includes "EWAS", "MEETING", "BULLETINS", "ANNOUNCEMENTS", "PRACTICAL COURSES", and "FORUM". The main content area is titled "Membres GEAP - Jean Francois Pannas - list of studies" and shows the date "Friday, May 16, 2008" and a closing administration date of "Wednesday, December 31, 2008".

On the left side, there is a sidebar with a "STUDIES" section containing links for "List of studies" and "Subject a study", a search box, and "Advanced search". Below this is a "Topics:" section with links for "No topic", "FESSH", "Homepage", "STPI", and "Strasbourg". At the bottom of the sidebar is a "MEMBERS AREA" section with links for "Home" and "Disconnection".

The main content area displays a list of 25 studies, with the first three visible:

- Arthroscopic Excision of Dorsal & Volar Ganglion of...** by D. YANNI MD, dated 08/03/2008.
- Arthroscopic Excision of Dorsal & Volar Ganglion of...** by D. YANNI, dated 03/03/2008.
- Two ways of looking at things... Two bewildering strategies...** by C. Mathoulin - M. Garcia Elias, dated 03/03/2008.

On the right side, there is a "PUBLICATIONS" section with links for "PICTURES OF CORTINA'S EWAS CONGRESS APRIL 2008 (Ferdinando...)", "PROSPECTIVE STUDY - Comparison of Arthroscopic Classifications...", and "Arthroscopic Repair of Peripheral Triangular Fibrocartilage...". Below this is a "PICTURES" section with a link for "PICTURE GALLERY OF CORTINA EWAS MEETING 4-5 April 2008...", which is circled in red. At the bottom of the right sidebar is a link for "The Pre-AAOS courses organized by our former..."

To navigate into the member area

Membres GEAP - Jean Francois Pannas - visualization of a picture
Friday, May 16, 2008 - (closing administration date : Wednesday, December 31, 2008)

PICTURES
[List of pictures](#)
[Submit a picture](#)

Search : 
[Advanced search](#)

Topics:
- [Homepage](#)

MEMBERS AREA
[Home](#)
[Disconnection](#)

SUBMIT ADMINISTRATION
[new pictures](#)
[accepted pictures](#)
[offline pictures](#)

PICTURE GALLERY OF CORTINA EWAS MEETING 4-5 April 2008 (Dr Da Rin) (21/04/2008)
Topic : [Homepage](#) 

     zoom:  

19 pictures:          

picture n° 1 



To navigate into the member area

Friday, May 16, 2008 - (closing administration date : Wednesday, December 31, 2008)   language:   [FAQs](#) 

PICTURES

[List of pictures](#)
[Subject a picture](#)

Search :

[Advanced search](#)

Topics:
[- Homepage](#)

4 pictures - pictures 1 to 4



[PICTURE GALLERY OF CORTINA EWAS MEETING 4-5 April 2008](#)
[Jane Messina](#)
21/04/2008



[The Pre-AAOS courses organized by our friend Alejandro](#)
[Christophe Mathoulin](#)
10/03/2008



[The last session of our basic wrist arthroscopy course](#)
[Christophe Mathoulin](#)
10/03/2008



[First joint meeting APFSSH and EWAS - Hong-Kong february](#)
[R. Luchetti](#)
10/03/2008

PUBLICATIONS

 [PICTURES OF CORTINA'S EWAS CONGRESS APRIL 2008 \(Ferdinando ...\)](#)

[Friends websites](#)
[PROSPECTIVE STUDY : Comparison of Arthroscopic Classifications ...](#)

 [Arthroscopic Repair of Peripheral Triangular Fibrocartilage ...](#)

STUDIES

 [Arthroscopic Excision of Dorsal & Volar Ganglion of ...](#)

MEMBER'S AREA

[Home](#)
[Disconnection](#)

[SUBMIT](#)

If you loose your member connect...

The screenshot shows the GEAP website interface. At the top, there is a navigation menu with links for EWAS, MEETING, BULLETINS, ANNOUNCEMENTS, PRACTICAL COURSES, and FORUM. Below the menu is a banner with the text "Membres GEAP - Guest - list of pictures" and the date "Friday, May 16, 2008". The main content area features two picture galleries. The first gallery is titled "PICTURE GALLERY OF CORTINA EWAS MEETING 4-5 April 2008 ..." and includes a sub-entry for "The last session of our basic wrist arthroscopy course ...". The second gallery is titled "The Pre-AAOS courses organized by our friend Alejandro ..." and includes a sub-entry for "First joint meeting APFSSH and EWAS - Hong-Kong february ...". On the left sidebar, the "MEMBERS AREA" is circled in red, and the "identification" link is highlighted with an arrow pointing to a callout box. The right sidebar contains "PUBLICATIONS" and "Friends websites" sections.

Click on « identification »

identification

The screenshot shows the GEAP website interface. At the top, there is a navigation menu with links: EWAS, MEETING, BULLETINS, ANNOUNCEMENTS, PRACTICAL COURSES, and FOR. Below the menu is a banner with silhouettes of hands. The main content area is titled "Membres GEAP - Guest - list of pictures" and shows the date "Friday, May 16, 2008". On the left, there are two sidebar boxes: "PICTURES" with a search bar and "MEMBERS AREA" with a newsletter subscription form. The main content area displays a list of pictures, including "PICTURE GALLERY OF COR MEETING 4-5 April 2008" by Jane Messina and "The Pre-AAOS courses organ" by Alejandro and Christophe Mathoulin. An authentication dialog box titled "Connexion à www.geap.org" is overlaid on the page, displaying a warning about HTTP authentication and a login form with fields for "Nom d'utilisateur" and "Mot de passe" (masked with XXXX).

EWAS MEETING BULLETINS ANNOUNCEMENTS PRACTICAL COURSES FOR

Membres GEAP - Guest - list of pictures

Friday, May 16, 2008

PICTURES
List of pictures
Search:
Advanced search
Topics:
- [Homepage](#)

MEMBERS AREA
Identification
Newsletter:
1- Choisissez:
 Inscription
 Désinscription
2- Entrez votre email:

PICTURE GALLERY OF COR MEETING 4-5 April 2008...
Jane Messina
21/04/2008

The Pre-AAOS courses organ
Alejandro...
Christophe Mathoulin
10/03/2008

Connexion à www.geap.org

Le serveur www.geap.org à l'adresse Authentification HTTP requiert un nom d'utilisateur et un mot de passe.

Avertissement : ce serveur requiert que votre nom d'utilisateur et votre mot de passe soient envoyés de façon non sécurisée (authentification de base sans connexion sécurisée).

Nom d'utilisateur :

Mot de passe :

Mémoriser mon mot de passe

4 pictures - pictures 1 to 4

[EWAS](#)[MEETING](#)[BULLETINS](#)[ANNOUNCEMENTS](#)[PRACTICAL COURSES](#)

Membres GEAP - Jean Francois Pannas - members area

Friday, May 16, 2008 - (closing administration date : Wednesday, December 31, 2008)

PUBLICATIONS

[List of publications](#)
[Subject a publication](#)

Search :

[Advanced search](#)

Topics:

- [No topic](#)
- [Ewas articles](#)
- [Homepage](#)

MEMBERS AREA

[Home](#)
[Disconnection](#)



Jean francois Pannas, Welcome in your personal area.

This is where you can view and edit your personal informations.

[GENERAL INFORMATIONS](#)[CONTACT INFO](#)[SUBMITS](#)[LIBOPTSFAVS](#)

Inscription: Jeudi 21 Décembre 2006 **Dernier Accès:** Mardi 13 Mai 2008

ACCESSES CODES / PROFILES

[Modify your access codes / profile](#)

STATISTICS

TOOL	SUBMITS
 tool slideshows	total : 10 submits 10 acceptées - 0 refusés



THE EWAS Forum : the mailing list

- This e-mail address « wristarthroscopy@medtool.net », is a Forum.
- If you want to tell something at the EWAS members, send a message to wrist....@medtool.net.
 - All members will receive it.
- This forum is very simple.
- This forum wristarthroscopy@medtool.net is reserved to the EWAS members subscribed into the mailing list.

Some rules

- If you want to start a discussion :
 - you have to prepare a title in "subject"
 - you have to write your message in "body text"
 - Don't forget to attach your signature at your message
 - send it to wristarthroscopy@medtool.net
 - you are interested by this received message, just "REPLY it"
- Sometimes, in subject, you will see « Probably SPAM ».
 - It's not a problem if your server message don't kill the message.
 - In another case (for example with hotmail), you will not receive the messages from the mailing list. You have to create a news email adress (GMAIL, YAHOO,.....)